







2023029 GUTS Rainbow Kidz 10+U Mini 1
Green Ball Boys

Box 1

				1.	2.	3.	4.
TSA131431			1. MALAN Francois		1-5	1-4	1-4
TSA131325			2. MARAIS Johan	5-1		4-2	4-1
TSA151082			3. HOEK De Wet	4-1	2-4		0-7
			4. VAN ZYL Wian	4-1	1-4	7-0	





Standings	Points	Wins	Losses	Sets	Games
1. Johan MARAIS	6	3	0	3 - 0 (100%)	13 - 4 (76.47%)
2. Wian VAN ZYL	4	2	1	2 - 1 (66.67%)	12 - 5 (70.59%)
3. De Wet HOEK	2	1	2	1 - 2 (33.33%)	6 - 12 (33.33%)
4. Francois MALAN	0	0	3	0 - 3 (0%)	3 - 13 (18.75%)

Box 2

				1.	2.	3.	4.	5.
TSA141357	NW		1. MUNNIK Derek		3-1	W/O	0-5	W/O
TSA141373	NW		2. VILJOEN Ulrich	1-3		1-6	0-6	3-2
TSA141089	FS		3. NEL Joshua	Opponent W/O	6-1		1-5	3-2
TSA151065	GC		4. BOTHA Noa-Daniël	5-0	6-0	5-1		5-1
TSA131209	GN		5. DLAMINI Enhle Inkosi	Opponent W/O	2-3	2-3	1-5	


Standings	Points	Wins	Losses	Sets	Games
1. Noa-Daniël BOTHA	8	4	0	4 - 0 (100%)	21 - 2 (91.3%)
2. Joshua NEL	6	3	1	2 - 1 (66.67%)	10 - 8 (55.56%)
3. Derek MUNNIK	2	1	3	1 - 1 (50%)	3 - 6 (33.33%)
4. Enhle Inkosi DLAMINI	2	1	3	0 - 3 (0%)	5 - 11 (31.25%)
5. Ulrich VILJOEN	2	1	3	1 - 3 (25%)	5 - 17 (22.73%)

Box 3

				1.	2.	3.	4.	5.
TSA131547	NW		1. DE VILLIERS Dandr�		6-0	3-5	5-2	2-6
TSA151168	GC		2. HELM Christoff	0-6		0-6	0-6	0-9
TSA151038	NWP		3. KROON De Villiers	5-3	6-0		6-0	1-4
TSA131368	GC		4. RABALI Wathengofulu	2-5	6-0	0-6		0-8
TSA131102	GN		5. SWART Dietmar	6-2	9-0	4-1	8-0	

Standings	Points	Wins	Losses	Sets	Games
1. Dietmar SWART	8	4	0	4 - 0 (100%)	27 - 3 (90%)
2. De Villiers KROON	6	3	1	3 - 1 (75%)	18 - 7 (72%)
3. Dandr� DE VILLIERS	4	2	2	2 - 2 (50%)	16 - 13 (55.17%)
4. Wathengofulu RABALI	2	1	3	1 - 3 (25%)	8 - 19 (29.63%)
5. Christoff HELM	0	0	4	0 - 4 (0%)	0 - 27 (0%)

Box 4

				1.	2.	3.	4.	5.
	NWP		1. VORSTER Benjamin		0-7	1-5	0-7	1-7
	NWP		2. TAUTE Declan	7-0		3-2	2-5	2-3
	NWP		3. DE KLERK Tiaan	5-1	2-3		1-6	2-4
TSA131199	GC		4. BOTHA Marais	7-0	5-2	6-1		4-3
TSA141087	NC		5. DU PREEZ Luhan	7-1	3-2	4-2	3-4	

Standings	Points	Wins	Losses	Sets	Games
1. Marais BOTHA	8	4	0	4 - 0 (100%)	22 - 6 (78.57%)
2. Luhan DU PREEZ	6	3	1	3 - 1 (75%)	17 - 9 (65.38%)
3. Declan TAUTE	4	2	2	2 - 2 (50%)	14 - 10 (58.33%)
4. Tiaan DE KLERK	2	1	3	1 - 3 (25%)	10 - 14 (41.67%)
5. Benjamin VORSTER	0	0	4	0 - 4 (0%)	2 - 26 (7.14%)

1/2 Playoff

3/4 Playoff

A1	
B1	Sun Mar 26 9:30am
A2	

5/6 Playoff

Wian VAN ZYL
C1 Sun Mar 26 8:30am

De Villiers KROON
C3 Sun Mar 26, 10am

Joshua NEL
C2 Sun Mar 26 8:30am

Luhan DU PREEZ

7/8 Playoff

C1	
D1	Sun Mar 26, 10am
C2	

9/10 Playoff

De Wet HOEK	
E1	Sun Mar 26 8:30am
Dandré DE VILLIERS	
E3	Sun Mar 26, 10am
Derek MUNNIK	
E2	Sun Mar 26 8:30am
Declan TAUTE	

11/12 Playoff

E1	
F1	Sun Mar 26, 10am
E2	

13/14 Playoff

Francois MALAN	
G1	Sun Mar 26 9:30am
Wathengofulu RABALI	
G3	Sun Mar 26 10:30am
Enhle Inkosi DLAMINI	
G2	Sun Mar 26 9:30am
Tiaan DE KLERK	

15/16 Playoff

G1	
H1	Sun Mar 26 10:30am
G2	

17/18 Playoff



19/20 Playoff

