








**2021132 EC Nelson Mandela Bay Mini 8
BS 14**

Main Draw

1	TSA081096	EDEN	 [1] Devilliers LAMPRECHT		
2			A1 BYE	[1] Devilliers LAMPRECHT	
3	TSA081398	EP	Eben PEENS		[1] Devilliers LAMPRECHT 6-1, 6-7(4), 10-5
4	TSA091391	EP	 Petrus WOLFAARDT	Eben PEENS 7-6(3), 1-6, 10-5	
5	TSA071441		[3] Okuhle MAKABE		[1] Devilliers LAMPRECHT 6-1, 6-0
6			A3 BYE	[3] Okuhle MAKABE	
7	TSA091429	EP	 Jack MOWBRAY		[3] Okuhle MAKABE 6-0, 6-0
8	TSA091134	EDEN	 Janhendrik LAMPRECHT	Jack MOWBRAY 2-6, 7-6(8), 10-8	
9	TSA081221		Lathitha PUWE		[1] Devilliers LAMPRECHT 6-3, 6-1
10	TSA081925	EDEN	 Jean SCHOEMAN	Jean SCHOEMAN 6-2, 6-3	
11			BYE		[4] Adriaan Louis FOURIE 6-4, 6-2
12	TSA071857	EP	A6 [4] Adriaan Louis FOURIE	[4] Adriaan Louis FOURIE	
13	TSA071846	EP	 Ayanda MOSALAKAE		Dawid VERMAAK 7-5, 7-5
14	TSA071869	EP	 Dawid VERMAAK	Dawid VERMAAK Walkover	
15			BYE		Dawid VERMAAK 6-1, 6-1
16	TSA091385	EP	A8 [2] Petri REYNOLDS	[2] Petri REYNOLDS	

Position 3-4

[3] Okuhle MAKABE	[4] Adriaan Louis FOURIE
[4] Adriaan Louis FOURIE	6-1, 6-3

Position 5-8

Eben PEENS	Eben PEENS	
Jack MOWBRAY	6-0, 6-0	
Jean SCHOEMAN		Eben PEENS
		6-0, 6-1
[2] Petri REYNOLDS	[2] Petri REYNOLDS	
	6-1, 7-5	

Position 7-8

Jack MOWBRAY	
	Jean SCHOEMAN
Jean SCHOEMAN	6-1, 6-3

Position 9-16

The diagram illustrates a network topology with the following components and connections:

- Nodes:**
 - E1**: Connected to Petrus WOLFAARDT.
 - E2**: Connected to Janhendrik LAMPRECHT.
 - E3**: Connected to Lathitha PUWE.
 - E4**: Connected to BYE.
- Intermediate Nodes:**
 - Petrus WOLFAARDT**: Connected to E1 and Lathitha PUWE.
 - Janhendrik LAMPRECHT**: Connected to E2 and Lathitha PUWE.
 - Lathitha PUWE**: Connected to E3, Petrus WOLFAARDT, Janhendrik LAMPRECHT, and E6.
- Other Labels:**
 - BYE**: Appears at the top left and bottom left, possibly indicating a termination or end of a path.
 - E6**: A node connected to Lathitha PUWE.

The connections are represented by lines linking the nodes, showing a central hub-and-spoke structure with Lathitha PUWE as a central node.

Position 11-12

Janhendrik LAMPRECHT

F1

BYE

Janhendrik LAMPRECHT

Position 13-16

BYE

G1

BYE

BYE

G3

BYE

G2

BYE

BYE

Position 15-16

BYE

H1

BYE